

The Dulux logo is positioned in the top right corner, featuring the brand name in a white, bold, sans-serif font against a dark blue rectangular background.

**Dulux**<sup>®</sup>

POWDER  
COATINGS

The title 'COLOUR SELECTOR' is centered in the middle of the page. The word 'COLOUR' is rendered in a dark, semi-transparent font, while 'SELECTOR' is in a bright white font. The background of the entire page is a close-up photograph of several parallel metal strips, likely part of a powder coating test panel, showing a gradient of colors from dark brown to bright yellow under a warm, orange light. The strips are slightly curved and have a textured surface.

# COLOUR SELECTOR



# Dulux®

## POWDER COATINGS

# COLOUR SELECTOR

From captivating pearls to rivetting ripples; subtle contemporary colours to bright vibrant finishes; Dulux Powder Coatings offers this extensive stock range of colour and special effects finishes.

### Which is the right colour for you?

The finishes on this Colour Selector are suitable for a wide range of metal applications and environmental conditions. Each colour represented in this Colour Selector has a specific gloss level finish (gloss, satin, matt or flat) as described next to the shade number on the colour matrix table or inside the Colour Selector.



Colour durability is reliant on many factors including the extent of UV exposure, the product type and the colour chosen. For instance, light colours are more durable than dark colours as they absorb less of the sun's harmful radiation. Bright colours are even more prone to fading than dark colours for the same cause. The UV index in this Colour Selector is a guideline for colour durability of each finish.

The colours represented in this Colour Selector are indicative only. They are as close to the actual product colours / finishes as modern printing techniques allows and they have been matched to outdoor daylight viewing. Colour appearance may vary according to light source.

# COLOUR MATRIX

Colour Name	Line Number	Shade Number	Gloss Level	UV Index	Grid Ref.
Admiralty	961	51017	Satin	✓✓✓	I4
Anotec® Dark Grey	272	51275	Matt	✓✓✓	L4
Anotec® Mid Bronze	272	51014	Matt	✓✓✓	F10
Anotec® Natural Pearl	272	89119	Matt	✓✓✓✓	A3
Anotec® Off White	272	51271	Matt	✓✓✓✓	E10
Anotec® Silver Grey	272	51272	Matt	✓✓✓✓	K1
APO Grey	272	32786	Satin	✓✓✓✓	K2
APO Grey Scylla®	901	36612	Gloss	✓✓✓	C10
Arrowhead	272	50258	Gloss	✓✓✓	K4
Aubergine	272	84736	Satin	✓✓✓	F8
Azure Grey	272	36603	Satin	✓✓✓	J5
Barley	984	50058	Gloss	✓✓✓	F3
Barrister White	272	84672	Satin	✓✓✓✓	E6
Berry Grey	272	88362	Satin	✓✓✓	L3
Berry Grey	984	81973	Gloss	✓✓	L3
Black Gloss	984	32694	Gloss	✓✓	L10
Black Matt	272	19319	Matt	✓✓✓	K10
Black Satin	272	19268	Satin	✓✓✓	L9
Black Scylla®	901	50003	Gloss	✓✓	D10
Blaze Blue	984	19941	Gloss	✓✓	P1
Blue Ridge ■	272	88480	Satin	✓✓✓	N9
Blue Ridge ■	959	5005M	Matt	✓✓✓	N9
Bronze Olive	272	32348	Matt	✓✓✓	H1
Bushland ■	272	88379	Satin	✓✓✓✓	O7
Bushland ■	959	87342	Matt	✓✓✓✓	O7
Canola Cream	272	81796	Gloss	✓✓✓✓	E8
Charcoal	272	88351	Satin	✓✓✓	L5
Charcoal	984	32999	Gloss	✓✓	L5
Charcoal Met Pearl	272	18796	Gloss	✓✓✓	C6
Citi Pearl ■	272	88471	Matt	✓✓✓✓	C2
Claret	961	32774	Satin	✓	H10
Classic Cream ■	272	84755	Satin	✓✓✓✓	M6
Classic Cream ■	959	84732	Matt	✓✓✓✓	M6
Classic Hawthorn Green	272	33709	Gloss	✓✓✓	I9
Clay Pot	272	72165	Satin	✓✓✓	H7
Corio Blue	984	85008	Gloss	✓✓	J9
Cottage Green ■	272	84219	Satin	✓✓✓	O10
Cottage Green ■	959	52037	Matt	✓✓✓	O10
Dark Violet	984	51926	Gloss	✓	O4
Deep Brunswick Green	984	50068	Gloss	✓✓	I10
Deep Ocean 2006 Series ■	272	89724	Satin	✓✓✓	N10
Deep Ocean 2006 Series ■	959	89606	Matt	✓✓✓	N10
Deep Pool	961	78902	Satin	✓✓	N4
Doeskin	272	32516	Satin	✓✓✓✓	G8
Dune ■	272	84763	Satin	✓✓✓✓	O6
Dune ■	959	84764	Matt	✓✓✓✓	O6
Fashion Grey	272	78242	Satin	✓✓✓✓	J3
Flame Red	984	19959	Gloss	✓	O3
French Blue	984	32725	Gloss	✓✓	P3
Grey Nurse	272	50060	Gloss	✓✓✓✓	I1
Headland ■	272	84761	Satin	✓✓✓	N6
Headland ■	959	84615	Matt	✓✓✓	N6
Horizon Blue	272	33344	Gloss	✓✓✓	J2
Horizon White Scylla®	901	51608	Gloss	✓✓✓	A8
Hunter Red	272	84209	Satin	✓✓✓	H9
Ironstone ■	272	88481	Satin	✓✓✓	P9
Ironstone ■	959	5004M	Matt	✓✓✓	P9
Ivory Coast	984	82063	Gloss	✓✓✓	F4
Jasper ■	272	88479	Satin	✓✓✓	M10
Jasper ■	959	8004M	Matt	✓✓✓	M10
Lemon Yellow	984	32120	Gloss	✓	M2
Light Grey	984	32519	Gloss	✓✓✓	G6
Light Grey Scylla®	901	50766	Gloss	✓✓✓	C9
Light Topaz	961	73018	Satin	✓✓✓	G10
Magnolia	272	32658	Gloss	✓✓✓✓	G2
Magnolia Scylla®	901	33618	Gloss	✓✓✓	A9
Manor Red ■	272	84752	Satin	✓✓✓	N7
Manor Red ■	959	52094	Matt	✓✓✓	N7
Metropolis® Bronze Pearl	272	59003	Matt	✓✓✓	B5
Metropolis® Claret Pearl	272	84688	Satin	✓✓✓	B2
Metropolis® Haze Pearl	272	84753	Matt	✓✓✓	B4
Metropolis® Sea Pearl	272	84681	Satin	✓✓✓	C5
Metropolis® Silver Glo Pearl	272	84623	Gloss	✓✓✓✓	C3
Metropolis® Sky Pearl	272	84683	Gloss	✓✓✓	C4
Metropolis® Storm Pearl	272	84684	Satin	✓✓✓	D3
Mistletoe	984	51040	Gloss	✓	N3
Moss Vale Sands	272	33019	Satin	✓✓✓✓	G7

■ Colour to match BlueScope Steel's COLORBOND® colour range.

Colour Name	Line Number	Shade Number	Gloss Level	UV Index	Grid Ref.
Mother of Pearl	272	84678	Gloss	✓✓✓✓	A2
Navy	984	50282	Gloss	✓✓	J10
New Bright White	272	84636	Gloss	✓✓✓✓	E2
New Hammersley Brown	272	84657	Satin	✓✓✓	F9
Night Sky ■	272	19268	Satin	✓✓✓	P10
Night Sky ■	959	84702	Matt	✓✓✓	P10
Notre Dame	272	36672	Gloss	✓✓✓	L2
Notre Dame Scylla®	901	50223	Gloss	✓✓	D9
Ocean Mist	961	83250	Satin	✓✓✓	I3
Off White	272	33732	Satin	✓✓✓✓	G1
Olde Pewter	272	50243	Satin	✓✓✓	L1
Orange X15	984	51439	Gloss	✓	N2
Oyster	272	36858	Matt	✓✓✓✓	I2
Pale Eucalypt ■	272	84221	Satin	✓✓✓✓	O8
Pale Eucalypt ■	959	36648	Matt	✓✓✓✓	O8
Pandemonium® Silver	272	7004F	Flat	✓✓✓✓	C1
Paperbark ■	272	84212	Satin	✓✓✓✓	O5
Paperbark ■	959	51968	Matt	✓✓✓✓	O5
Patina	984	51041	Gloss	✓✓	I7
Pearl White	272	81880	Gloss	✓✓✓✓	E3
Periwinkle	272	50276	Gloss	✓✓✓✓	J1
Pink Blush	984	33527	Gloss	✓	O1
Plantation ■	272	88378	Satin	✓✓✓	N8
Plantation ■	959	87336	Matt	✓✓✓	N8
Pommel Blue	984	51034	Gloss	✓✓	P2
Pottery	272	33662	Satin	✓✓✓✓	F6
Precious® Bronze Pearl	272	94686	Satin	✓✓✓	B6
Precious® Copper Pearl	272	96605	Satin	✓✓✓	A6
Precious® Gold Pearl	272	96604	Satin	✓✓✓	A5
Precious® Nickel Pearl	272	88360	Matt	✓✓✓✓	A4
Precious® Onyx Pearl	272	52052	Gloss	✓✓✓	D5
Precious® Oxide Pearl	272	57226	Satin	✓✓✓	B3
Precious® Pewter Pearl	272	88202	Satin	✓✓✓	D2
Precious® Silver Pearl	272	57225	Satin	✓✓✓✓	D1
Precious® Steel Pearl	272	57127	Satin	✓✓✓	D4
Prelude Blue	961	78824	Satin	✓✓	J8
Primrose	272	84365	Gloss	✓✓✓✓	E9
Red Brown Scylla®	901	85473	Gloss	✓✓	B10
Regency Grey	272	50278	Matt	✓✓✓✓	J4
Rivergum Beige	272	36991	Gloss	✓✓✓✓	F2
Rivergum Scylla®	901	51174	Gloss	✓✓✓	B8
Safety Yellow	984	2015G	Gloss	✓	M4
Sand	272	51438	Satin	✓✓✓✓	G9
Sandbank ■	272	88482	Satin	✓✓✓✓	M8
Sandbank ■	959	3003M	Matt	✓✓✓✓	M8
Shale Grey ■	272	83246	Satin	✓✓✓✓	P6
Shale Grey ■	959	84711	Matt	✓✓✓✓	P6
Shoji White	272	84682	Satin	✓✓✓✓	E5
Signal Red	984	50735	Gloss	✓	O2
Smokey Glass	272	78292	Satin	✓✓✓	F7
Space Blue	984	19990	Gloss	✓✓	P4
Stone ■	959	36656	Matt	✓✓✓✓	M9
Stone Beige	272	32538	Matt	✓✓✓✓	F5
Stone Beige Scylla®	901	85474	Gloss	✓✓✓	B9
Stone Grey	272	78126	Satin	✓✓✓✓	K3
Storm Grey Scylla®	901	50183	Gloss	✓✓✓	A10
Stromboli	272	84655	Satin	✓✓✓	I6
Summershade ■	272	33019	Satin	✓✓✓✓	G7
Surfmist ■	272	84608	Satin	✓✓✓✓	P5
Surfmist ■	959	84758	Matt	✓✓✓✓	P5
Teal	984	51651	Gloss	✓✓	I8
Terraco® Black	272	89742	Flat	✓✓✓	K9
Transformer Grey	984	32186	Gloss	✓✓✓	I5
Tuscan Gold	272	84207	Satin	✓✓✓	H6
Weathered Copper	272	33724	Matt	✓✓✓	H2
Wedgewood	272	50279	Satin	✓✓✓	J7
Wheat ■	959	84766	Matt	✓✓✓✓	M7
White Birch	272	37131	Gloss	✓✓✓✓	E7
White Satin	961	32312	Satin	✓✓✓	E4
Wilderness ■	272	84224	Satin	✓✓✓	O9
Wilderness ■	959	52027	Matt	✓✓✓	O9
Windspray ■	272	84760	Satin	✓✓✓	P7
Windspray ■	959	85042	Matt	✓✓✓✓	P7
Wineberry	984	51046	Gloss	✓	H8
Wizard	272	50283	Gloss	✓✓✓	J6
Woodland Grey ■	272	84220	Satin	✓✓✓	P8
Woodland Grey ■	959	51698	Matt	✓✓✓	P8
Yellow Gold	984	33617	Gloss	✓	M3

## Need a particular colour?

If the colours available in this Colour Selector do not cover your needs, Dulux can produce a specific finish on a made to order basis. Minimum conditions apply to enable production consistency. Minimum batch sizes are 80 kilograms for matt finishes, and 50 kilograms for gloss, satin, flat and Scylla® finishes. Contact your nearest powder coat applicator or Dulux for more information.

## What's in a name?

On rare occasions some colours, whether powders, paints or furnishing, may share the same colour name but be entirely different in appearance. When choosing colours, remember to always specify the line & shade number and the colour name to ensure that you get what you have ordered. If in doubt, ask for a colour sample.

## About our products

### DURALLOY® (272 line)

High durable polyester coating, ideal for exterior fittings such as aluminium windows, fences and architectural features.

### ALPHATEC® (901, 961 & 984 lines)

General purpose polyester finishes for interior and exterior finishing.

### DURALLOY® FPG (959 line)

Versatile high durable polyester especially suited for porous metals.

Dulux also offers other finishes like **Surreal® Effects** and **Armourspray® AG**.

**Surreal® Effects** is a comprehensive range of exciting special effects finishes suitable for steel, aluminium and most form of galvanising. Available in a variety of gloss levels and surface effects, **Surreal® Effects'** colour range will inspire individuality.

**Armourspray® AG** is an anti graffiti powder coating that allows the easy removal of permanent markers and paint spray cans. Recommended for use on street furniture, public transport equipment and playground equipment, **Armourspray® AG** will assist in the reduction of maintenance cost for councils and property owners.


For more information about applications and warranties for all of these products, visit our website [www.duluxpowders.com.au](http://www.duluxpowders.com.au) or contact Dulux on **13 2499**.



**Worth doing, worth Dulux.®**

## PEARL EFFECTS

The Pearl Effects range transforms the stark appearance of common metal substrates to a sensational finish that adds value.



**Mother of Pearl**  
84678 Gloss



**Metropolis Claret Pearl**  
84688 Satin



**Anotec Natural Pearl**  
89119 Matt



**Precious Oxide Pearl**  
57226 Satin



**Precious Nickel Pearl**  
88360 Matt



**Metropolis Haze Pearl**  
84753 Matt



**Precious Gold Pearl**  
96604 Satin



**Metropolis Bronze Pearl**  
59003 Matt



**Precious Copper Pearl**  
96605 Satin



**Precious Bronze Pearl**  
94686 Satin

## SCYLLA

The Scylla range adds a gloss ripple appearance to flat surfaces.



**Horizon White Scylla**  
51608 Gloss



**Rivergum Scylla**  
51174 Gloss



**Magnolia Scylla**  
33618 Gloss




**Stone Beige Scylla**  
85474 Gloss




**Storm Grey Scylla**  
50183 Gloss




**Red Brown Scylla**  
85473 Gloss




**Pandemonium Silver**  
7004F Flat



**Precious Silver Pearl**  
57225 Satin



**Citi Pearl**  
88471 Matt




**Precious Pewter Pearl**  
88202 Satin



**Metropolis Silver Glo Pearl**  
84623 Gloss



**Metropolis Storm Pearl**  
84684 Satin



**Metropolis Sky Pearl**  
84683 Gloss



**Precious Steel Pearl**  
57127 Satin



**Metropolis Sea Pearl**  
84681 Satin



**Precious Onyx Pearl**  
52052 Gloss



**Charcoal Met Pearl**  
18796 Gloss



**Light Grey Scylla**  
50766 Gloss



**Notre Dame Scylla**  
50223 Gloss



**APO Grey Scylla**  
36612 Gloss




**Black Scylla**  
50003 Gloss

# COLOUR STYLE


This colour range represents a collection of popular fashion colours.




**New Bright White**  
84636 Gloss




**Pearl White**  
81880 Gloss




**White Satin**  
32312 Satin




**Shoji White**  
84682 Satin




**Barrister White**  
84672 Satin




**White Birch**  
37131 Gloss




**Canola Cream**  
81796 Gloss




**Primrose**  
84365 Gloss




**Anotec® Off White**  
51271 Matt




**Rivergum Beige**  
36991 Gloss



**Barley**  
50058 Gloss




**Ivory Coast**  
82063 Gloss



**Stone Beige**  
32538 Matt



**Pottery**  
33662 Satin



**Smokey Glass**  
78292 Satin




**Aubergine**  
84736 Satin




**New Hammersley Brown**  
84657 Satin



**Anotec® Mid Bronze**  
51014 Matt




**Off White**  
33732 Satin





**Magnolia**  
32658 Gloss




**Bronze Olive**  
32348 Matt



**Weathered Copper**  
33724 Matt




**Light Grey**  
32519 Gloss




**Moss Vale Sands (Summershade)**  
33019 Satin



**Doeskin**  
32516 Satin



**Sand**  
51438 Satin



**Light Topaz**  
73018 Satin



**Tuscan Gold**  
84207 Satin



**Clay Pot**  
72165 Satin




**Wineberry**  
51046 Gloss




**Hunter Red**  
84209 Satin




**Claret**  
32774 Satin



**Grey Nurse**  
50060 Gloss




**Periwinkle**  
50276 Gloss




**Anotec® Silver Grey**  
51272 Matt




**Olde Pewter**  
50243 Satin




**Oyster**  
36858 Matt




**Horizon Blue**  
33344 Gloss




**APO Grey**  
32786 Satin




**Notre Dame**  
36672 Gloss




**Ocean Mist**  
83250 Satin



**Fashion Grey**  
78242 Satin



**Stone Grey**  
78126 Satin



**Berry Grey**  
88362 Satin 81973 Gloss




**Admiralty**  
51017 Satin



**Regency Grey**  
50278 Matt



**Arrowhead**  
50258 Gloss



**Anotec® Dark Grey**  
51275 Matt



**Transformer Grey**  
32186 Gloss



**Azure Grey**  
36603 Satin



**Charcoal**  
88351 Satin 32999 Gloss



**Stromboli**  
84655 Satin



**Wizard**  
50283 Gloss



**Patina**  
51041 Gloss



**Wedgewood**  
50279 Satin



**Teal**  
51651 Gloss



**Prelude Blue**  
78824 Satin



**Classic Hawthorn Green**  
33709 Gloss



**Corio Blue**  
85008 Gloss



**Terraco® Black**  
89742 Flat



**Black Satin**  
19268 Satin



**Deep Brunswick Green**  
50068 Gloss



**Navy**  
50282 Gloss



**Black Matt**  
19319 Matt



**Black Gloss**  
32694 Gloss



I

J

K

L

# BRIGHTS


A selection of vibrant bright colours that are fun and full of life.



**Lemon Yellow**  
32120 Gloss



**Orange X15**  
51439 Gloss



**Pink Blush**  
33527 Gloss



**Blaze Blue**  
19941 Gloss



**Yellow Gold**  
33617 Gloss



**Mistletoe**  
51040 Gloss



**Signal Red**  
50735 Gloss



**Pommel Blue**  
51034 Gloss



**Safety Yellow**  
2015G Gloss



**Deep Pool**  
78902 Satin



**Flame Red**  
19959 Gloss



**French Blue**  
32725 Gloss




**Dark Violet**  
51926 Gloss



**Space Blue**  
19990 Gloss

## COLOURS TO MATCH COLORBOND® STEEL


Compliments BlueScope Steel's product range of roofing, walling, fascias, gutters and fencing.\*




**Classic Cream** ■  
84755 Satin 84732 Matt




**Headland** ■  
84761 Satin 84615 Matt



**Paperbark** ■  
84212 Satin 51968 Matt




**Surfmist** ■  
84608 Satin 84758 Matt




**Wheat** ■  
84766 Matt




**Manor Red** ■  
84752 Satin 52094 Matt



**Dune** ■  
84763 Satin 84764 Matt



**Shale Grey** ■  
83246 Satin 84711 Matt



**Sandbank** ■  
88482 Satin 3003M Matt




**Plantation** ■  
88378 Satin 87336 Matt



**Bushland** ■  
88379 Satin 87342 Matt



**Windspray** ■  
84760 Satin 85042 Matt



**Stone** ■  
36656 Matt



**Blue Ridge** ■  
88480 Satin 5005M Matt



**Pale Eucalypt** ■  
84221 Satin 36648 Matt



**Woodland Grey** ■  
84220 Satin 51698 Matt



**Jasper** ■  
88479 Satin 8004M Matt



**Deep Ocean 2006 Series** ■  
89724 Satin 89606 Matt



**Wilderness** ■  
84224 Satin 52027 Matt



**Ironstone** ■  
88481 Satin 5004M Matt



**Cottage Green** ■  
84219 Satin 52037 Matt



**Night Sky** ■  
19268 Satin 84702 Matt

\*As powder coating and COLORBOND® coating systems are different technologies, colour variation at different rates may occur overtime. ■ Colour to match BlueScope Steel's COLORBOND® colour range.



## Australia

Phone: 13 2499

Fax: 1800 804 649

Website: [www.duluxpowders.com.au](http://www.duluxpowders.com.au)

## New Zealand

Phone: 0800 800 975

Fax: 0800 476 9337

Website: [www.oricapowdercoatings.com](http://www.oricapowdercoatings.com)

Alphatec®, Anotec®, Armoursspray®, Dulux®, Duralloy®, Metropolis®, Pandemonium®, Precious®, Scylla®, Surreal®, Terraco® and Worth doing, worth Dulux® are trademarks of Orica Australia Pty Ltd. The word Orica, the ring Device and the Orica mark are trademarks of the Orica Group of Companies.

COLORBOND® is a trademark of BlueScope Steel Limited and no rights in the mark is claimed by Dulux.

Any advice, recommendation, information, assistance or service provided by Orica Limited (Orica) in relation to goods manufactured by it or their use and application is given in good faith and is believed by Orica to be appropriate and reliable.

However, any advice, recommendation, information, assistance or service provided by Orica is provided without liability or responsibility PROVIDED THAT the foregoing shall not exclude, limit, restrict or modify the rights entitlements and remedies conferred upon any reason, or liabilities imposed by Orica by any condition or warranty implied by a Commonwealth, State or Territory Act or ordinance rendering void or prohibiting such exclusion, limitation, restriction or modification.

The information on this brochure is correct at the time of print.

Colour Selector - Edition 16 - 2007

© Copyright 2007

